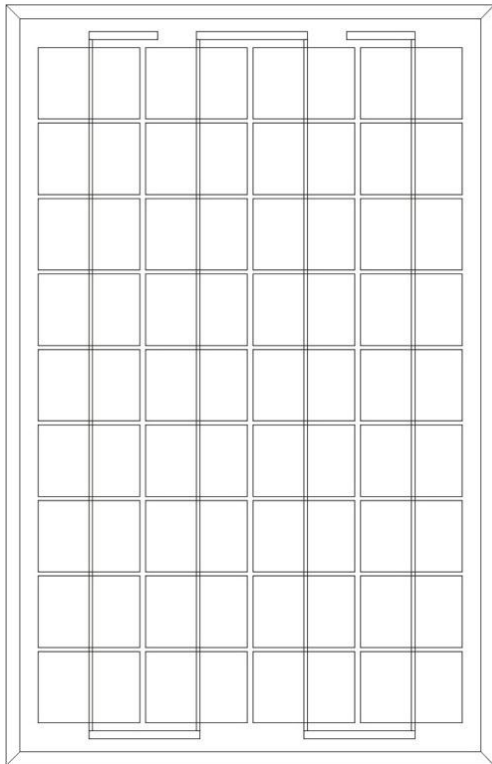
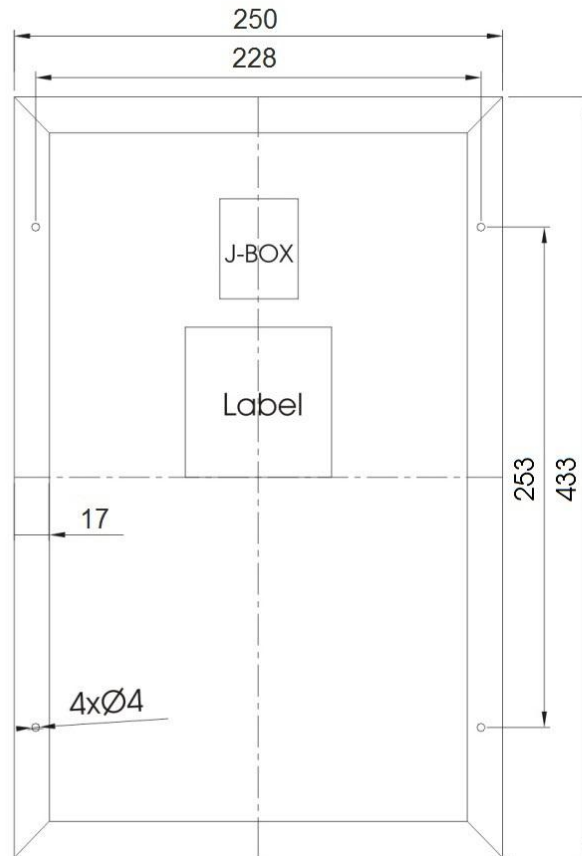



Front



Rear



Section



Dimensions:

(433 x 250) ± 2mm x 18 mm

Technical specification:

Laminate: Glass / EVA / TPE (tedlar / PET / tedlar) or TPT (white backsheet).
 Front: High-transmission 3.2 mm tempered glass
 Rear: TPT/TPE
 Cells: 36 multi-Si solar cells
 Frame: Clear anodized aluminium frame
 Output: Junction box, multicontact connectors (optional with cable)

Electrical data (at STC*): P_{mpp} : 12 W* ($\pm 10\%$) / V_{mpp} : 17.7 V* / I_{mpp} : 0.68 A*

*: Standard Test Conditions (1000W/m², 25°C, 1.5 AM).

SOLARC Innovative Solarprodukte GmbH Glogauer Straße 21, D-10999 Berlin Tel/Fax 030-3198554-00/99 info@solarc.de www.solarc.de	Product / Project CSM 36.1200 / Standard	Document Tech. Data Sheet	Issued 22.05.2012	Author AN
	Comments Data subject to change	Document no./ Ref. - / -	Modified	Author